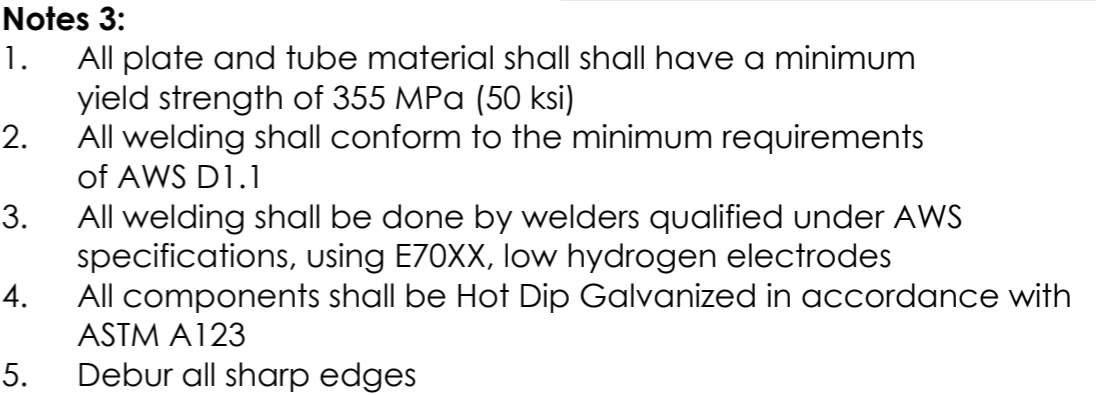
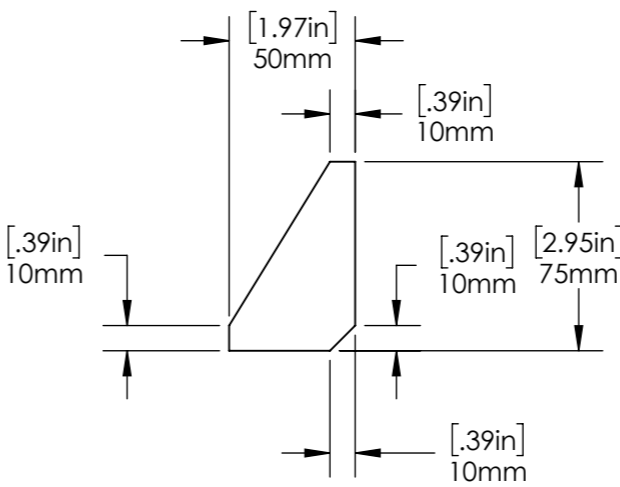


REVISIONS			
REV.	DESCRIPTION	DATE	APPROVED
A	initial release	2/6/23	MGC
B			MGC

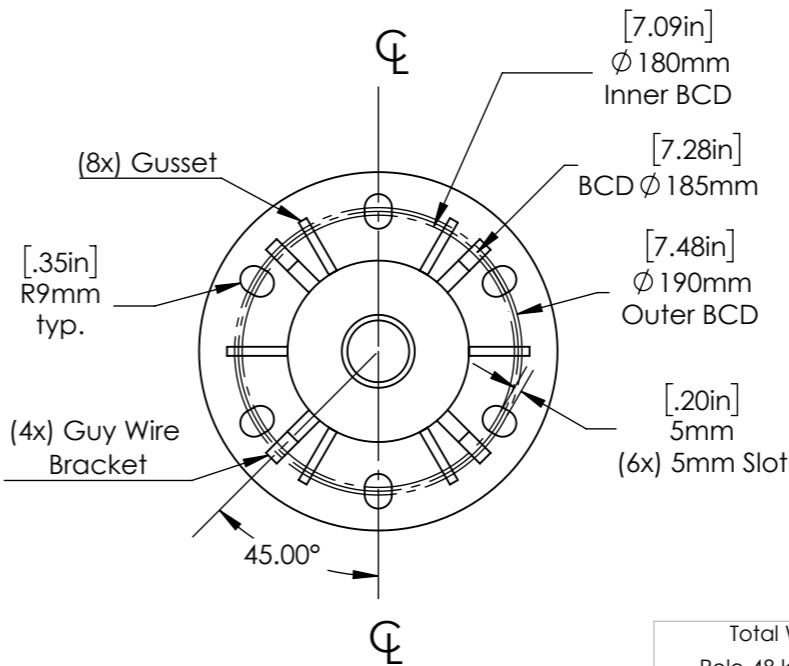


# Gusset





1. Survival Wind Speed: Per Code
  - Structure Class - Per Code
  - Topographic - Per Code
  - Exposure - Per Code
2. Design and Welding Codes:
  - TIA-222-G
  - AWS D1.1
3. Material (or equivalent)
  - Tube: Q355 (ASTM A53 B)
  - Baseplate: Q355 (ASTM A572 GR50)
  - Gusset Plates: Q355 (ASTM A572 GR50)
4. Flange Bolts: (6X) M16x2 x 60mm - GR 8.8
  - (1X) Nut (2X) Washer
  - Optional (5/8-11 x 2.5in GR A325)
  - Hot Dip Galv. per ASTM F2329
5. Pole is Round
6. Finish: Hot dip Galvanizing per ASTM A123

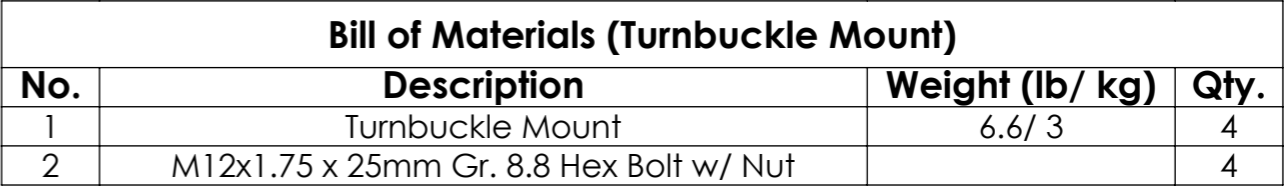
### A. Flange






<b>Pole Section</b>	<b>#4</b>
Thickness - (mm)/ (in)	0.197/ 6
Length - (m)/ (ft)	3/ 10
Top Dia. - (mm)/ (in)	100/ 5
Bottom Dia. - (mm)/ (in)	100/ 5
Min Slip - (mm)/ (in)	NA
Section Weight (kg)/ (lb)	48/ 106

Total Weight Pole-48 kg (106 lb) Does not include fasteners		CAD-generated drawing do not manually update		 1041 Grand Ave., #213 St. Paul, MN 55105 (651) 330-1263 <a href="http://www.aretelcom.com">www.aretelcom.com</a>	
MATERIAL See Notes FINISH See Notes DO NOT SCALE DRAWING		APPROVALS DRAWN MGC CHECKED RESP ENG MFG ENG QUAL ENG	DATE 2/6/23	<h1>3m (10ft) Optional Pole Section AFS200</h1> <p>CAD file :                  Details and dimensions not shown on this drawing can be found in CAD file.</p> 	
				scale NA rev. A size NA sheet 2 of 4	

REVISIONS			
REV.	DESCRIPTION	DATE	APPROVED
A	initial release	2/10/23	MGC
B			



1. All plate and tube material shall have a minimum yield strength of 355 MPa (50 ksi)
2. All welding shall conform to the minimum requirements of AWS D1.1
3. All welding shall be done by welders qualified under AWS specifications, using E70XX, low hydrogen electrodes
4. All components shall be Hot Dip Galvanized in accordance with ASTM A123
5. Debur all sharp edges

Total Weight		CAD-generated drawing do not manually update		 <b>ARE</b> Telecom + Broadband 1041 Grand Ave., #213 St. Paul, MN 55105 (651) 330-1263 <a href="http://www.aretelcom.com">www.aretelcom.com</a>
Does not include fasteners	APPROVALS	DATE	<h1>Turnbuckle Mount</h1>	
	DRAWN MGC	2/10/23		
	CHECKED			
MATERIAL See Notes	RESP ENG			CAD file :
FINISH See Notes	MFG ENG		Details and dimensions not shown on this drawing can be found in CAD file.	 
DO NOT SCALE DRAWING	QUAL ENG		scale NA rev. A size NA sheet 3 of 4	

